




Name: Intulo Basic School	SHIP CODE: PR – 18 – 04 - 09
iWASH activity: Pump repair	Date of work: 30/04/08
Province: Copperbelt	Person completing this report: Kennedy Zulu
Region:	Funder: Thirst Relief
Community Name: Kawama	GPS (Lat) S12'54.770 (Long) E 028'36.797
Zone number: Nil	Location: School
Population: 2000 people	Direct beneficiaries of activities: 1848 community members, teachers and pupils
Community Contacts: [REDACTED] [REDACTED]	
Description of activities/training: Pump repair	
Common health issues: diarrhea and dysentery	
Community Response: The response was very good we had the head teacher Mr. Besa and his deputy Mr. Sitwamba and other teachers who help us with work.	
 <p>This is a previous water source – a water Kiosk</p>	 <p>After the repairs the school official, Mr. Sitwamba, tested the pump. He was very pleased with the results.</p>

Community well or Commercial well	Community well
Community Contribution	The school helped to transport the tools from Kawama Clinic to the school and they also contributed work force during pump repair
Pump caretakers trained	Mr. Mwanza and Mr. Lungu
What are the community's previous water source(s)?	Buying water from Kiosks
Describe pump repair	The following were the problems: The pump got detached from the rods and the shell fell into the well.
Describe how the work progressed	The work was as follows: We dismantled the system and found the problem but we could not fix it since we did not have the broken part which is the cylinder to replace. On our second trip we went to fit a new cylinder because the old one dropped into the well
Measurements/ well log	Depth <u>97m</u>water level <u>45m</u>pipe used galvanized Casings used P.V.C_Pad poured yes Pump used <u>Indian Mark II</u> Soak away pit yes Fence style No
Achievements	<ul style="list-style-type: none"> • We achieved to retrieve the piston and the pipes that remained in the well. • Also managed to fit the new cylinder and the pump is working very well • People have access to safe and clean water
Materials used	<ul style="list-style-type: none"> • Cylinder
Recommendations/suggested follow-up/activities requests from community	The school Head thanked the organization for the good work they have done since the school had no water for quite some time and they depended on Kiosks, so now he is very glad to have water at his school.
 Well Location	Country: Zambia

Pump	Village: Kawama MAKE: Indian Mark II MODEL: Indian Mark II SERIAL #: Nil STROKES #: 56 strokes to fill 20 litres COMMENTS: Good
Concrete Pad	SHAPE: Round with spoon drain MATERIALS: Sand, blocks, concrete stones and cement COMMENTS: Okay
Water Quality	APPEARANCE: TEST RESULT: COMMENTS:



Kapuka Mubanga one of PR crew fitting the new cylinder

The head teacher Mr. Besa writing a letter of thanks to Seeds of Hope (see attached letter)

